

**PERFORMANCE OF CANDIDATES
G.C.E.(A/L) EXAMINATION
2016 - 2020**



**EDUCATION DEVELOPMENT UNIT
PROVINCIAL DEPARTMENT OF EDUCATION,
CENTRAL PROVINCE**

Contents

| | |
|--|----|
| Eligibility for University Entrance by Year-Province wise | 5 |
| Eligibility for University Entrance by Year-Province wise | 6 |
| Stream wise Performance (2016 -2020) -Central province | 7 |
| 1. Bio Science stream..... | 9 |
| Province wise..... | 9 |
| Zone wise (2018 -2020) | 10 |
| Identified Hotspots | 11 |
| 2. Physical Science Stream | 15 |
| Province wise..... | 15 |
| Zone wise (2018 -2020) | 16 |
| Identified Hotspots | 17 |
| 3. Engineering Technology | 19 |
| Province wise..... | 19 |
| Zone wise (2018 -2020) | 20 |
| Identified Hotspots | 21 |
| 4. Biosystem Technology | 22 |
| Province wise..... | 22 |
| Zone wise (2018 -2020) | 23 |
| Identified Hotspots | 24 |
| 5. Commerce | 25 |
| Province wise..... | 25 |
| Zone wise (2016 -2020) | 26 |
| 6. Arts Stream..... | 27 |

Province wise27

Zone wise (2016 -2020).....28

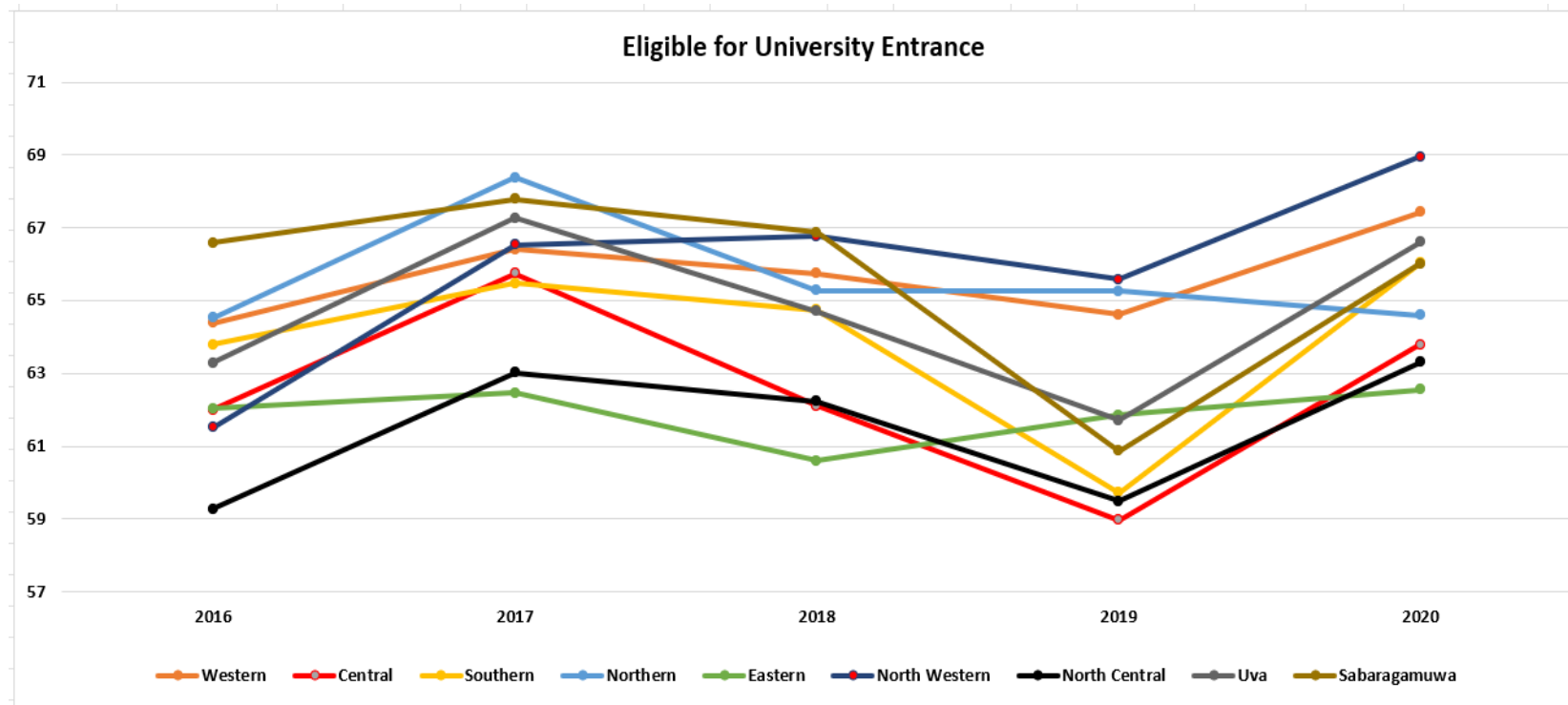
Identified Hotspots29

Strategic Plan for Performance Improvement.....32

**Eligibility for University Entrance by Year-Province wise
Based on the G.C.E.(A.L.) Examinations from 2016 – 2020**

| | Province | Eligible for University Entrance | | | | | | | | | |
|---|---------------|----------------------------------|-------------|-------|-------------|-------|-------------|-------|-------------|-------|-------------|
| | | 2016 | Island Rank | 2017 | Island Rank | 2018 | Island Rank | 2019 | Island Rank | 2020 | Island Rank |
| 1 | Western | 64.38 | 3 | 66.4 | 5 | 65.75 | 3 | 64.61 | 3 | 67.42 | 2 |
| 2 | Central | 61.99 | 7 | 65.74 | 6 | 62.1 | 8 | 58.97 | 9 | 63.79 | 7 |
| 3 | Southern | 63.79 | 4 | 65.47 | 7 | 64.74 | 5 | 59.72 | 7 | 66.03 | 4 |
| 4 | Northern | 64.53 | 2 | 68.37 | 1 | 65.28 | 4 | 65.25 | 2 | 64.6 | 6 |
| 5 | Eastern | 62.03 | 6 | 62.46 | 9 | 60.6 | 9 | 61.85 | 4 | 62.56 | 9 |
| 6 | North Western | 61.52 | 8 | 66.54 | 4 | 66.76 | 2 | 65.59 | 1 | 68.96 | 1 |
| 7 | North Central | 59.27 | 9 | 63.01 | 8 | 62.23 | 7 | 59.49 | 8 | 63.30 | 8 |
| 8 | Uva | 63.29 | 5 | 67.27 | 3 | 64.71 | 6 | 61.71 | 5 | 66.6 | 3 |
| 9 | Sabaragamuwa | 66.58 | 1 | 67.78 | 2 | 66.87 | 1 | 60.86 | 6 | 66.02 | 5 |
| | National | 63.36 | | 66.02 | | 64.7 | | 62.35 | | 65.98 | |

Eligibility for University Entrance by Year-Province wise Based on the G.C.E.(A.L.) Examinations from 2016 – 2020



Stream wise Performance (2016 -2020) -Central province

| Stream | Eligible for University Entrance | | | | | | | | | | Increase /decrease from 2016 to 2020 |
|---------------------------|----------------------------------|-------------|-------|-------------|-------|-------------|-------|-------------|-------|-------------|--------------------------------------|
| | 2016 | Island Rank | 2017 | Island Rank | 2018 | Island Rank | 2019 | Island Rank | 2020 | Island Rank | |
| 1. Bio Science | 49.74 | 6 | 53.54 | 4 | 54.60 | 6 | 49.61 | 6 | 51.40 | 7 | 1.66 |
| 2. Physical Science | 52.06 | 6 | 53.56 | 4 | 55.03 | 6 | 46.44 | 8 | 57.51 | 7 | 5.45 |
| 3. Commerce | 66.97 | 7 | 71.33 | 5 | 65.71 | 8 | 62.38 | 9 | 68.13 | 7 | 1.16 |
| 4. Arts | 69.91 | 6 | 73.39 | 7 | 66.88 | 8 | 62.93 | 8 | 68.08 | 8 | -1.83 |
| 5. Engineering Technology | 50.04 | 6 | 53.95 | 8 | 52.59 | 7 | 51.94 | 7 | 60.91 | 6 | 10.87 |
| 6. Bio Systems Technology | 59.04 | 6 | 57.35 | 6 | 60.19 | 8 | 63.22 | 7 | 68.12 | 6 | 9.08 |

- From 2019 there seems to be an increase in performance in all streams. But there is potential to increase the performance in all streams.

Performance of school candidates by zone (2018 -2020)

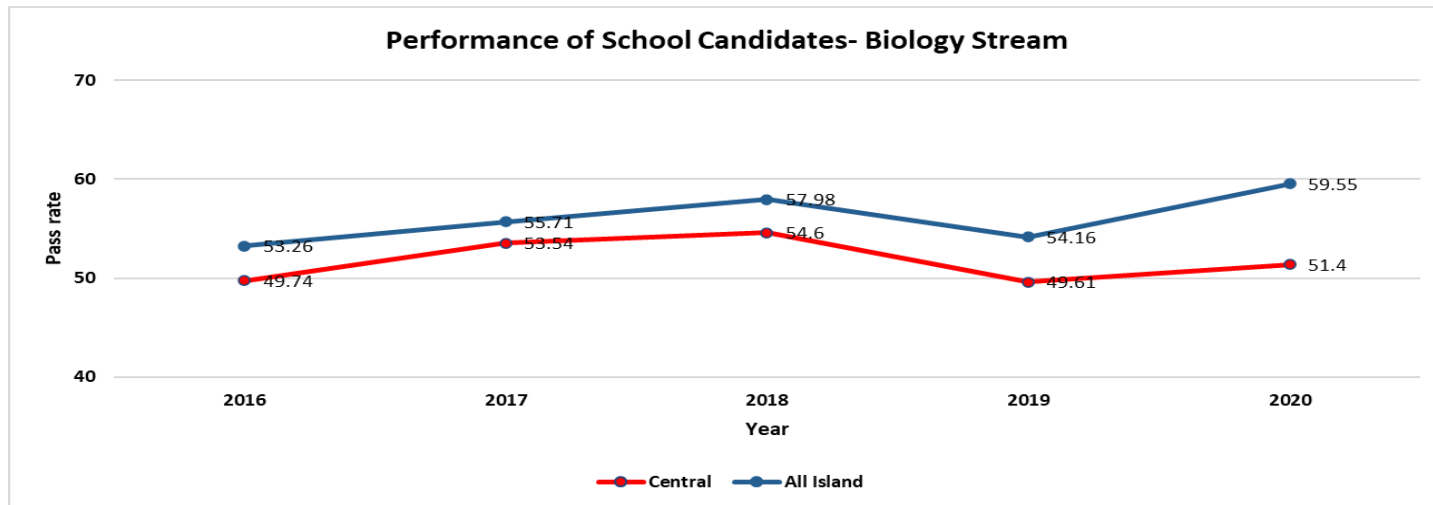
| Eligibility for University Entrance | | | | | | | Increase /decrease from 2018 to 2020 | |
|-------------------------------------|---------------|--------|------|--------|------|--------|---|--------|
| zone | 2018 | Rank | 2019 | Rank | 2020 | Rank | | |
| 1 | Denuwara | 48.51% | 13 | 50.06% | 13 | 57.40% | 9 | 8.89% |
| 2 | Galewela | 64.64% | 4 | 54.93% | 11 | 62.37% | 5 | -2.27% |
| 3 | Gampola | 36.37% | 14 | 55.66% | 9 | 56.85% | 11 | 20.48% |
| 4 | Hanguranketha | 56.67% | 9 | 58.43% | 7 | 53.09% | 13 | -3.58% |
| 5 | Hatton | 72% | 1 | 67% | 2 | 68% | 3 | -4.00% |
| 6 | Kandy | 60.60% | 6 | 60.60% | 5 | 62.90% | 4 | 2.30% |
| 7 | Katugastota | 49.27% | 12 | 46.35% | 14 | 51.38% | 14 | 2.11% |
| 8 | Kotmale | 57% | 8 | 60% | 6 | 57% | 10 | 0.50% |
| 9 | Matale | 56.61% | 10 | 56.98% | 8 | 60.86% | 6 | 4.25% |
| 10 | Naula | 57% | 7 | 53% | 12 | 60% | 7 | 3.04% |
| 11 | Nuwaraeliya | 61.55% | 5 | 62.80% | 4 | 59.46% | 8 | -2.09% |
| 12 | Teldeniya | 52% | 11 | 55% | 10 | 56% | 12 | 3.18% |
| 13 | Walapane | 66.06% | 3 | 66.03% | 3 | 68.63% | 2 | 2.57% |
| 14 | Wattegama | 31% | 15 | 40.50% | 15 | 51% | 15 | 20.00% |
| 15 | Wilgamuwa | 69.48% | 2 | 68.22% | 1 | 70.96% | 1 | 1.48% |

- Zone wise Rank is calculated with data collected form the zones.
- From 2018 to 2020, highest increase in pass % is displayed in Gampola zone.
- Special attention should be given to Galewela,Nuwaraelya and Hanguranketha zones.

Stream wise Performance (2016 -2020)

| G.C.E.(A/L) Pass %-Biology Stream | | | | | | | | | | | |
|-----------------------------------|---------------|-------|-------------|-------|-------------|-------|-------------|-------|-------------|-------|-------------|
| | Province | 2016 | Island Rank | 2017 | Island Rank | 2018 | Island Rank | 2019 | Island Rank | 2020 | Island Rank |
| 1 | Western | 60.39 | 1 | 63.59 | 1 | 65.03 | 1 | 63.82 | 1 | 62.8 | 1 |
| 2 | Northern | 58.07 | 2 | 59.31 | 2 | 60.21 | 2 | 59.15 | 2 | 55.53 | 3 |
| 3 | Southern | 54.42 | 3 | 55.46 | 3 | 57.35 | 4 | 52.48 | 5 | 59.28 | 2 |
| 4 | Eastern | 54.04 | 4 | 53.36 | 5 | 56.04 | 5 | 53.1 | 3 | 51.96 | 6 |
| 5 | Sabaragamuwa | 51.54 | 5 | 52.13 | 7 | 54.47 | 7 | 49.24 | 7 | 52.45 | 5 |
| 6 | Central | 49.74 | 6 | 53.54 | 4 | 54.6 | 6 | 49.61 | 6 | 51.4 | 7 |
| 7 | Northwestern | 48.09 | 7 | 53.14 | 6 | 58.31 | 3 | 52.72 | 4 | 54.25 | 4 |
| 8 | Uva | 46.72 | 8 | 48.96 | 8 | 52.66 | 8 | 46.28 | 8 | 49.56 | 8 |
| 9 | North Central | 41.69 | 9 | 43.04 | 9 | 45.83 | 9 | 36.79 | 9 | 42.45 | 9 |
| | All Island | 53.26 | | 55.71 | | 57.98 | | 54.16 | | 59.55 | |

1. Bio Science stream Province wise



Zone wise (2018 -2020)

- Zonal rank has been calculated based on the available data.

| Zone | Eligible for University Entrance | | | | | | Increase /decrease from 2018 to 2020 |
|---------------|----------------------------------|------|-------|------|-------|------|--------------------------------------|
| | 2018 | Rank | 2019 | Rank | 2020 | Rank | |
| DENUWARA | 28.20 | 5 | 48.38 | 4 | 27.45 | 11 | -0.75 |
| GALEWELA | | | | | 19.23 | 13 | |
| GAMPOLA | 26.32 | 6 | 44.51 | 6 | 34.88 | 9 | 8.57 |
| HANGURANKETHA | 36.00 | 4 | 60.00 | 2 | 38.93 | 7 | 2.93 |
| HATTON | | | | | 49.70 | 2 | |
| KANDY | 53.70 | 1 | 55.60 | 3 | 48.60 | 3 | -5.10 |
| KATUGASTOTA | 25.44 | 7 | 70.59 | 1 | 61.67 | 1 | 36.23 |
| KOTMALE | | | | | 35.56 | 8 | |
| MATALE | 44.25 | 3 | 44.44 | 7 | 46.51 | 4 | 2.26 |
| NAULA | | | | | 40.00 | 6 | 40.00 |
| NUWARA ELIYA | | | | | 40.59 | 5 | 40.59 |
| TEL DENIYA | 4.76 | 10 | 20.00 | 10 | 0.00 | 15 | -4.76 |
| WALAPANE | 18.16 | 8 | 45.83 | 5 | 18.75 | 14 | 0.59 |
| WATHTHEGAMA | 5.00 | 9 | 41.00 | 8 | 31.82 | 10 | 26.82 |
| WILGAMUWA | 50.00 | 2 | 33.00 | 9 | 20.00 | 12 | -30.00 |

Identified Hotspots

- Hotspots are the “School that continue to perform below desired level that put pressure on the Provincial Rank”
- The following 35 schools are the hotspots to be focused where number of students sat are greater than 10 with a pass percentage less than 50 %.(based on performance of candidates G.C.E (A/L) 2020)

| | Zone | School | Total | Pass% | Cause of failure |
|----|--|--|-------|-------|------------------|
| 1 | Galewela | GALEWELA MADHYA MAHA VIDYALAYA, GALEWELA. | 11 | 18.18 | |
| 2 | | RANGIRI DAMBULLA MADHYA MAHA VIDYALAYA, IDYALAYA DAMBULLA. | 17 | 11.76 | |
| 3 | Gampola | KURUNDUWATTA ROYAL COLLEGE KURUNDUWATHTHA | 22 | 36.36 | |
| 4 | | ST. JOSEPH'S BALIKA VIDYALAYA, GAMPOLA. | 28 | 17.86 | |
| 5 | Hanguranketha | DENIKE MAHA VIDYALAYA, RIKILLAGASKADA. | 31 | 25.81 | |
| 6 | | DIYATILAKE CENTRAL COLLEGE, HANGURANKETHA. | 12 | 16.67 | |
| 7 | | PORAMADULLA MADHYA MAHA VIDYALAYA, RIKILLAGASKADA. | 119 | 38.66 | |
| 8 | Hatton | AMBAGAMUWA MAHA VIDYALAYA, AMBAGAMUWA, UDABULATHGAMA. | 12 | 25 | |
| 9 | | ST. JOHN BOSCO MAHA VIDYALAYA, HATTON. | 12 | 16.67 | |
| 10 | Kandy | BADI UDIN MAHAMUD BALIKA MAHA VIDYALAYA, KANDY. | 27 | 33.33 | |
| 11 | | ENASALGOLLA CENTRAL COLLEGE, DELTOTA. | 13 | 46.15 | |
| 12 | | GOOD SHEPHERD CONVENT, KANDY. | 13 | 15.38 | |
| 13 | | HEMAMALI BALIKA MAHA VIDYALAYA, KANDY. | 32 | 28.13 | |
| 14 | | PERADENIYA MADHYA MAHA VIDYALAYA, PERADENIYA. | 16 | 25 | |
| 15 | | RANABIMA RAJAKEEYA VIDYALAYA, GANNORUWA, PERADENIYA. | 24 | 20.83 | |
| 16 | | SITA DEVI BALIKA MAHA VIDYALAYA, KANDY. | 38 | 26.32 | |
| 17 | | SRI CHANDANANDA BUDDHIST COLLEGE, VIHARA MAWATHA, ASGIRIYA, KANDY. | 14 | 7.14 | |
| 18 | | ST. ANTHONY'S BALIKA VIDYALAYA, KANDY. | 77 | 37.66 | |
| 19 | | ST. ANTHONY'S BOYS COLLEGE, KANDY. | 24 | 45.83 | |
| 20 | | SWARNAMALI BALIKA MAHA VIDYALAYA, KANDY. | 66 | 31.82 | |
| 21 | | VIDYARTHA VIDYALAYA, KANDY. | 29 | 37.93 | |
| 22 | | VIHARAMAHADEVI BALIKA MAHA VIDYALAYA, KANDY. | 15 | 13.33 | |
| 23 | WARIYAPOLA SRI SUMANGALA VIDYALAYA, KANDY. | 14 | 7.14 | | |
| 24 | Katugastota | NUGAWELA MADHYA MAHA VIDYALAYA, NUGAWELA. | 52 | 19.23 | |

| Zone | School | Total | Pass% | Cause of failure | |
|------|-------------|--|-------|------------------|--|
| 25 | Kothmale | HARANGALA MAHA VIDYALAYA, HARANGALAGAMA, NAWALAPITIYA. | 29 | 41.38 | |
| 26 | | WEERASEKARA MAHA VIDYALAYA, HELSIRIGAMA, KATUKITHULA. | 10 | 20 | |
| 27 | Matale | CHRIST CHURCH NATIONAL SCHOOL, MATALE. | 15 | 0 | |
| 28 | | SRI SANGHAMITTA BALIKA NATIONAL SCHOOL, MATALE. | 56 | 30.36 | |
| 29 | | VIJAYA NATIONAL SCHOOL, MATALE. | 27 | 25.93 | |
| 30 | Nuwaraeliya | CAMBRIDGE COLLEGE, KOTAGALA. | 22 | 31.82 | |
| 31 | | GAMINI MADHYA MAHA VIDYALAYA, NUWARA ELIYA. | 19 | 15.79 | |
| 32 | | GOOD SHEPHERD'S BALIKA VIDYALAYA NUWARA ELIYA. | 11 | 45.45 | |
| 33 | | KOTAGALA TAMIL MAHA VIDYALAYA, KOTAGALA. | 33 | 36.36 | |
| 34 | | TALAWAKELLE TAMIL MAHA VIDYALAYA, TALAWAKELLE. | 29 | 31.03 | |
| 35 | Walapane | SRI SUMANGALA NATIONAL SCHOOL, NILDANDAHINNA. | 12 | 41.67 | |

| category | Number of schools | Key | Cause of failure |
|----------|-------------------|-----|---|
| Muslim | 02 | 1 | Inefficient leadership |
| | | 2 | Demoralized staff |
| Sinhala | 29 | 3 | Teacher shortage |
| | | 4 | Lack of community support |
| Tamil | 04 | 5 | Conflict culture |
| | | 6 | Student trust level in school /staff not strong |

- Following 47 schools are the hotspots to be focused where number of students sat are less than 10 with a pass percentage less than 50%. (Based on performance of candidates G.C.E (A/L) 2020)

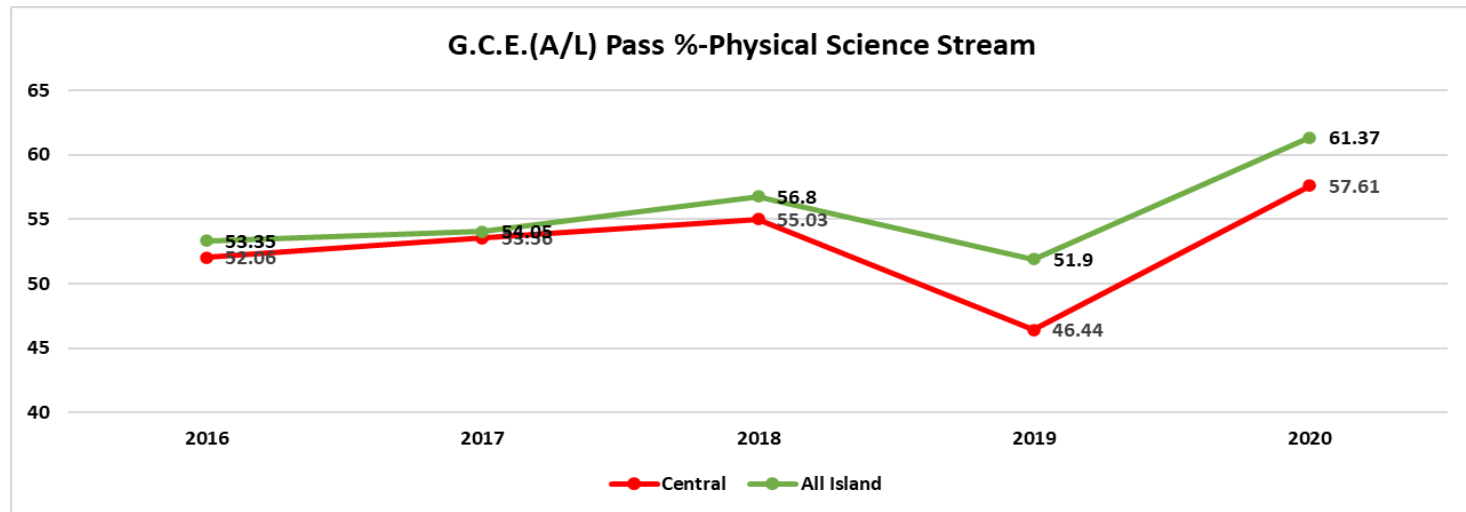
| | Zone | School | Total | Pass% | Cause of failure |
|----|---------------|--|-------|-------|------------------|
| 1 | Denuwara | D.B.WIJETUNGA NATIONAL SCHOOL, MURUTHAGAHAMULA. | 2 | 0 | |
| 2 | | KADUGANNAWA NATIONAL SCHOOL, KADUGANNAWA. | 2 | 0 | |
| 3 | | MENIKDIWELA MADHYA MAHA VIDYALAYA, MENIKDIWELA. | 2 | 0 | |
| 4 | | PILIMATALAWA MADHYA MAHA VIDYALAYA, PILIMATALAWA. | 3 | 33.33 | |
| 5 | | SRI PRAGNARATHNA MADHYA MAHA VIDYALAYA, GELIOYA. | 3 | 0 | |
| 6 | | SRI SWARNAJOTHI NATIONAL SCHOOL, KIRIBATHKUMBURA. | 5 | 40 | |
| 7 | Galewela | AL-FURKHAN MUSLIM MAHA VIDYALAYA, GALEWELA. | 7 | 14.29 | |
| 8 | | MAHABODHI MAHA VIDYALAYA, PALLEPOLA. | 5 | 0 | |
| 9 | | WEERA KEPPETIPOLA MADHYA MAHA VIDYALAYA, AKURAMBODA. | 1 | 0 | |
| 10 | Gampola | ANURUDDHA KUMARA NATIONAL SCHOOL, NAWALAPITIYA. | 1 | 0 | |
| 11 | | JINARAJA BOYS VIDYALAYA, SINHAPITIYA, GAMPOLA. | 6 | 0 | |
| 12 | | KADIRESHAN MADHYA MAHA VIDYALAYA, NAWALAPITIYA. | 4 | 25 | |
| 13 | | ST. ANDREW'S BALIKA MAHA VIDYALAYA, NAWALAPITIYA. | 7 | 0 | |
| 14 | | WICKRAMABAHU MADYA MAHA VIDYALAYA, GAMPOLA. | 9 | 0 | |
| 15 | Hanguranketha | PALLEBOWALA MAHA VIDYALAYA, PALLEBOWALA. | 5 | 20 | |
| 16 | | SIRIMAVO BANDARANAYAKA BALIKA MAHA VIDYALAYA, HANGURANKETHA. | 6 | 0 | |
| 17 | | VICTORIYA NATIONAL SCHOOL, ADIKARIGAMA. | 2 | 0 | |
| 18 | Hatton | LAKSHAPANA MADHYA MAHA VIDYALAYA, LAKSHAPANA. | 3 | 33.33 | |
| 19 | | SRIPADA MADHYA MAHA VIDYALAYA, HATTON. | 8 | 25 | |
| 20 | | ST. GABRIELS BALIKA MAHA VIDYALAYA, HATTON. | 6 | 33.33 | |
| 21 | | ST. JOSEPHS TAMIL MAHA VIDYALAYA, MASKELIYA. | 5 | 20 | |
| 22 | | ST. MARY'S TAMIL MAHA VIDYALAYA, BOGAWANTALAWA. | 7 | 42.86 | |
| 23 | Kandy | BERREWAERTS VIDYALAYA, AMPITIYA. | 3 | 0 | |
| 24 | | HEWAHETA MADHYA MAHA VIDYALAYA, THALATU OYA. | 5 | 0 | |
| 25 | | KARAGASKADA MADYA MAHA VIDYALAYA, DELTOTA. | 6 | 0 | |
| 26 | | SRI RAHULA MAHA VIDYALAYA, KATUGASTOTA. | 5 | 20 | |
| 27 | | SRI RAMAKRISHNA CENTRAL COLLEGE, GALAHA. | 2 | 0 | |
| 28 | | SRI SARANANDA MAHA PIRIVENA, PERADENIYA. | 1 | 0 | |

| | Zone | School | Total | Pass% | Cause of failure |
|----|-------------|---|-------|-------|------------------|
| 29 | Katugastota | ALAWATUGODA MADHYA MAHA VIDYALAYA, ALAWATUGODA. | 2 | 0 | |
| 30 | | HATHARALIYADDA MADHYA MAHA VIDYALAYA, HATARALIYADDA. | 3 | 0 | |
| 31 | | PUJAPITIYA MADHYA MAHA VIDYALAYA, PUJAPITIYA. | 3 | 0 | |
| 32 | Kothmale | GAMINI DISANAYAKA NATIONAL SCHOOL, NEW TOWN, KOTMALE. | 6 | 0 | |
| 33 | Matale | HINDU NATIONAL SCHOOL, MANDANDAWELA, MATALE. | 4 | 0 | |
| 34 | | PAKKIYAM NATIONAL SCHOOL, DHARMAPALA MAWATHA, MATALE. | 8 | 37.5 | |
| 35 | | WEERAPARAKRAMA MADHYA MAHA VIDYALAYA, YATAWATTA. | 6 | 0 | |
| 36 | Naula | SRI NAGA NATIONAL SCHOOL, NAULA. | 9 | 33.33 | |
| 37 | Nuwaraeliya | HOLBROOK TAMIL MAHA VIDYALAYA, AGRAPATANA. | 3 | 0 | |
| 38 | | HOLY TRINITY CENTRAL COLLEGE, NUWARA ELIYA. | 3 | 33.33 | |
| 39 | Theldeniya | RANASINGHE PREMADASA NATIONAL SCHOOL, HASALAKA. | 1 | 0 | |
| 40 | | DUNHINNA MAHA VIDYALAYA, WERAPITIYA. | 1 | 0 | |
| 41 | Walapane | BATAGOLLA PUSSADEWA MAHA VIDYALAYA, WATHUMULLA, WALAPANE. | 5 | 40 | |
| 42 | | RAGALA TAMIL MAHA VIDYALAYA, HALGRANOYA. | 3 | 0 | |
| 43 | | T.B.M. HERATH MAHA VIDYALAYA, RAGALA HALGRANOYA. | 4 | 0 | |
| 44 | Wattegama | RAJAWELLA HINDU NATIONAL SCHOOL, RAJAWELLA. | 5 | 20 | |
| 45 | | S.W.R.D.BANDARANAYAKE NATIONAL SCHOOL, KUNDASALE. | 3 | 0 | |
| 46 | | WATTEGAMA BALIKA MAHA VIDYALAYA, WATTEGAMA. | 4 | 25 | |
| 47 | Wilgamuwa | NAMINI OYA MADHYA MAHA VIDYALAYA, WILGAMUWA, HETTIPOLA, MATALE. | 3 | 0 | |

| category | Number of schools |
|----------|-------------------|
| Muslim | 01 |
| Sinhala | 36 |
| Tamil | 10 |

2. Physical Science Stream Province wise

| G.C.E.(A/L) Pass %-Physical Science Stream | | | | | | | | | | | |
|--|---------------|-------|-------------|-------|-------------|-------|-------------|-------|-------------|-------|-------------|
| | Province | 2016 | Island Rank | 2017 | Island Rank | 2018 | Island Rank | 2019 | Island Rank | 2020 | Island Rank |
| 1 | Western | 55.69 | 2 | 56.43 | 2 | 59.12 | 2 | 55.95 | 1 | 64.47 | 1 |
| 2 | Northern | 59.95 | 1 | 58.67 | 1 | 62.88 | 1 | 55.11 | 2 | 61.31 | 4 |
| 3 | Southern | 54.03 | 3 | 54.98 | 3 | 56.25 | 4 | 51.13 | 5 | 63.13 | 2 |
| 4 | Eastern | 53.77 | 4 | 49.12 | 8 | 52.8 | 8 | 52.42 | 4 | 56.24 | 8 |
| 5 | Sabaragamuwa | 51.37 | 7 | 51.3 | 6 | 55.57 | 5 | 48.58 | 6 | 60.07 | 5 |
| 6 | Central | 52.06 | 6 | 53.56 | 4 | 55.03 | 6 | 46.44 | 8 | 57.61 | 7 |
| 7 | North western | 47.88 | 8 | 53.14 | 5 | 56.84 | 3 | 52.76 | 3 | 62.19 | 3 |
| 8 | Uva | 53.64 | 5 | 51.08 | 7 | 53.08 | 7 | 47.2 | 7 | 58.15 | 6 |
| 9 | North Central | 41.64 | 9 | 43.81 | 9 | 48.07 | 9 | 40.22 | 9 | 52.64 | 9 |
| | All Island | 53.35 | | 54.05 | | 56.8 | | 51.9 | | 61.37 | |



Zone wise (2018 -2020)

| Zone | Eligible for University Entrance | | | | | | Increase /decrease from 2018 to 2020 |
|---------------|----------------------------------|------|-------|------|-------|------|--------------------------------------|
| | 2018 | Rank | 2019 | Rank | 2020 | Rank | |
| DENUWARA | 23.08 | 9 | 20.00 | 7 | 29.62 | 13 | 6.54 |
| GALEWELA | | | | | 12.20 | 14 | 12.20 |
| GAMPOLA | 20 | 10 | 24.78 | 5 | 36.61 | 9 | 16.61 |
| HANGURANKETHA | 32.93 | 7 | 41.00 | 3 | 32.57 | 11 | -0.36 |
| HATTON | | | | | 51.27 | 4 | 51.27 |
| KANDY | 49.1 | 6 | 45.80 | 1 | 55.20 | 2 | 6.10 |
| KATUGASTOTA | 49.18 | 5 | | 11 | 38.10 | 8 | -11.09 |
| KOTMALE | | | 24.62 | 6 | 42.53 | 7 | 42.53 |
| MATALE | 52.38 | 3 | 45.35 | 2 | 50.19 | 5 | -2.19 |
| NAULA | | | | | 33.33 | 10 | 33.33 |
| NUWARA ELIYA | 56.00 | 2 | 32.00 | 4 | 31.16 | 12 | -24.84 |
| TEL DENIYA | 28.57 | 8 | 11.11 | 10 | 52.94 | 3 | 24.37 |
| WALAPANE | 60.42 | 1 | 16.97 | 9 | 60.42 | 1 | 0.00 |
| WATHTHEGAMA | 15 | 11 | 20.00 | 7 | 48.10 | 6 | 33.10 |
| WILGAMUWA | 50 | 4 | 0.00 | 11 | 0.00 | 15 | -50.00 |

Identified Hotspots

- The following 32 schools have a pass percentage less than 50% with number of students sat above 10 (Based on the performance of candidates G.C.E (A/L) 2020)

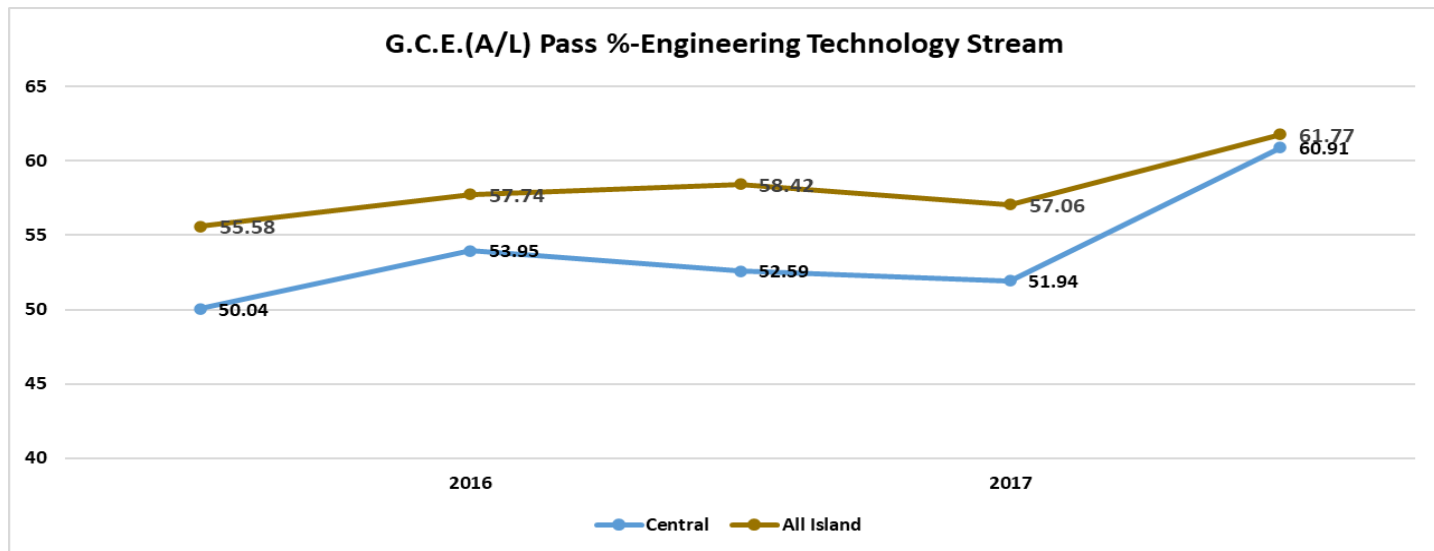
| | Zone | School | Total | Pass% | Cause of failure |
|----|---------------|--|-------|-------|------------------|
| 1 | Galewela | RANGIRI DAMBULLA MADHYA MAHA VIDYALAYA, IDYALAYA DAMBULLA. | 15 | 13.33 | |
| 2 | Gampola | JINARAJA BOYS VIDYALAYA, SINHAPITIYA, GAMPOLA. | 10 | 30 | |
| 3 | | KURUNDUWATTA ROYAL COLLEGE KURUNDUWATHTHA | 19 | 26.32 | |
| 4 | | WICKRAMABAHU MADYA MAHA VIDYALAYA, GAMPOLA. | 15 | 0 | |
| 5 | Hanguranketha | DENIKE MAHA VIDYALAYA, RIKILLAGASKADA. | 26 | 15.38 | |
| 6 | | DIYATILAKE CENTRAL COLLEGE, HANGURANKETHA. | 12 | 33.33 | |
| 7 | | PORAMADULLA MADHYA MAHA VIDYALAYA, RIKILLAGASKADA. | 88 | 48.86 | |
| 8 | Hatton | AMBAGAMUWA MAHA VIDYALAYA, AMBAGAMUWA, UDABULATHGAMA. | 23 | 34.78 | |
| 9 | | GINIGATHENA MADHYA MAHA VIDYALAYA, GINIGATHENA. | 32 | 46.88 | |
| 10 | | ST. JOHN BOSCO MAHA VIDYALAYA, HATTON. | 38 | 26.32 | |
| 11 | Kandy | GOOD SHEPHERD CONVENT, KANDY. | 10 | 40 | |
| 12 | | HEMAMALI BALIKA MAHA VIDYALAYA, KANDY. | 16 | 43.75 | |
| 13 | | SITA DEVI BALIKA MAHA VIDYALAYA, KANDY. | 10 | 30 | |
| 14 | | SRI CHANDANANDA BUDDHIST COLLEGE, VIHARA MAWATHA, ASGIRIYA, KANDY. | 29 | 34.48 | |
| 15 | | SRI RAHULA MAHA VIDYALAYA, KATUGASTOTA. | 19 | 15.79 | |
| 16 | | ST. ANTHONY'S BALIKA VIDYALAYA, KANDY. | 42 | 40.48 | |
| 17 | | ST. SYLVESTER'S COLLEGE, KANDY. | 77 | 44.16 | |
| 18 | | SWARNAMALI BALIKA MAHA VIDYALAYA, KANDY. | 33 | 30.3 | |
| 19 | | VIDYARTHA VIDYALAYA, KANDY. | 78 | 38.46 | |
| 20 | | VIHARAMAHADEVI BALIKA MAHA VIDYALAYA, KANDY. | 12 | 41.67 | |
| 21 | | WARIYAPOLA SRI SUMANGALA VIDYALAYA, KANDY. | 36 | 19.44 | |
| 22 | Katugastota | NUGAWELA MADHYA MAHA VIDYALAYA, NUGAWELA. | 44 | 18.18 | |
| 23 | Kothmale | DELTA GEMUNUPURA MAHA VIDYALAYA, PUSSELLAWA. | 12 | 16.67 | |
| 24 | | HARANGALA MAHA VIDYALAYA, HARANGALAGAMA, NAWALAPITIYA. | 12 | 41.67 | |

| | Zone | School | Total | Pass% | Cause of failure |
|----|-------------|--|-------|-------|------------------|
| 25 | Matale | SRI SANGHAMITTA BALIKA NATIONAL SCHOOL, MATALE. | 35 | 31.43 | |
| 26 | | VIJAYA NATIONAL SCHOOL, MATALE. | 27 | 25.93 | |
| 27 | Naula | SRI NAGA NATIONAL SCHOOL, NAULA. | 10 | 40 | |
| 28 | Nuwaraeliya | CAMBRIDGE COLLEGE, KOTAGALA. | 10 | 20 | |
| 29 | | GAMINI MADHYA MAHA VIDYALAYA, NUWARA ELIYA. | 20 | 35 | |
| 30 | | TALAWAKELLE TAMIL MAHA VIDYALAYA, TALAWAKELLE. | 26 | 38.46 | |
| 31 | Wattegama | A. RATHNAYAKE MADHYA MAHA VIDYALAYA, WALALA, MENIKHINNA. | 15 | 0 | |
| 32 | | MADINA NATIONAL SCHOOL, MADAWALA BAZAAR, MADAWALA. | 15 | 33.33 | |

| category | Number of schools |
|----------|-------------------|
| Muslim | 01 |
| Sinhala | 28 |
| Tamil | 03 |

3. Engineering Technology Province wise

| G.C.E.(A/L) Pass %-Engineering Technology Stream | | | | | | | | | | | |
|--|---------------|-------|-------------|-------|-------------|-------|-------------|-------|-------------|-------|-------------|
| | Province | 2016 | Island Rank | 2017 | Island Rank | 2018 | Island Rank | 2019 | Island Rank | 2020 | Island Rank |
| 1 | Western | 61.2 | 2 | 60.9 | 3 | 63.48 | 2 | 63.59 | 1 | 66.36 | 1 |
| 2 | Northern | 54 | 5 | 58.58 | 4 | 50.89 | 8 | 46.17 | 9 | 42.98 | 9 |
| 3 | Southern | 61.33 | 1 | 64.31 | 1 | 66.58 | 1 | 58.41 | 4 | 64.57 | 2 |
| 4 | Eastern | 47.93 | 8 | 45.6 | 9 | 46.05 | 9 | 47.64 | 8 | 54.06 | 8 |
| 5 | Sabaragamuwa | 60.77 | 3 | 55.56 | 6 | 58.88 | 5 | 52.61 | 6 | 63.71 | 3 |
| 6 | Central | 50.04 | 6 | 53.95 | 8 | 52.59 | 7 | 51.94 | 7 | 60.91 | 6 |
| 7 | North western | 49.57 | 7 | 56.99 | 5 | 61.65 | 3 | 60.49 | 2 | 62.33 | 4 |
| 8 | Uva | 59.13 | 4 | 62.58 | 2 | 59.63 | 4 | 54.59 | 5 | 61.68 | 5 |
| 9 | North Central | 45.69 | 9 | 54.86 | 7 | 53.04 | 6 | 59.82 | 3 | 55.85 | 7 |
| | All Island | 55.58 | | 57.74 | | 58.42 | | 57.06 | | 61.77 | |



Zone wise (2018 -2020)

| Zone | Eligible for University Entrance | | | | | | Increase /decrease from 2018 |
|---------------|----------------------------------|------|-------|------|-------|------|------------------------------|
| | 2018 | Rank | 2019 | Rank | 2020 | Rank | |
| DENUWARA | 39.08 | 6 | 65.51 | 3 | 59.49 | 11 | 20.41 |
| GALEWELA | | | | | 73.68 | 6 | 73.68 |
| GAMPOLA | 50.00 | 5 | 49.69 | 8 | 46.07 | 13 | -3.93 |
| HANGURANKETHA | | | | | 78.57 | 5 | 78.57 |
| HATTON | | | | | 79.80 | 4 | 79.80 |
| KANDY | 86.60 | 1 | 59.70 | 4 | 73.50 | 7 | -13.10 |
| KATUGASTOTA | 75.00 | 2 | 59.56 | 5 | 63.56 | 10 | -11.44 |
| KOTMALE | | | | | 69.44 | 8 | 69.44 |
| MATALE | 72.30 | 3 | 75.50 | 1 | 87.68 | 2 | 15.38 |
| NAULA | | | | | 89.13 | 1 | 89.13 |
| NUWARA ELIYA | 30 | 7 | 51.00 | 7 | 85.58 | 3 | 55.58 |
| TEL DENIYA | 21.98 | 9 | 31.46 | 9 | 44.78 | 14 | 22.80 |
| WALAPANE | 23.72 | 8 | 26.70 | 10 | 53.82 | 12 | 30.10 |
| WATHTHEGAMA | | | 67.00 | 2 | 66.67 | 9 | 66.67 |
| WILGAMUWA | 63.15 | 4 | 53.00 | 6 | 40.00 | 15 | -23.15 |

Identified Hotspots

- Following 6 schools are the hotspots to be focused where number of students are above 10 and pass percentage is less than 50 %.(based on performance of candidates G.C.E (A/L) 2020)

| | Zone | School | Total | Pass% | Cause of failure |
|---|-------------|---|-------|-------|------------------|
| 1 | KATUGASTOTA | AZHAR CENTRAL COLLEGE, AKURANA. | 21 | 47.62 | |
| 2 | TEL DENIYA | RANASINGHE PREMADASA NATIONAL SCHOOL, HASALAKA. | 17 | 47.06 | |
| 3 | GAMPOLA | ANURUDDHA KUMARA NATIONAL SCHOOL, NAWALAPITIYA. | 38 | 34.21 | |
| 4 | DENUWARA | AL MANAR MADHYA MAHA VIDYALAYA, HANDESSA. | 21 | 33.33 | |
| 5 | MATALE | HINDU NATIONAL SCHOOL, MANDANDAWELA, MATALE. | 12 | 33.33 | |
| 6 | HATTON | SRIPADA MADHYA MAHA VIDYALAYA, HATTON. | 13 | 7.69 | |

| category | Number of schools |
|----------|-------------------|
| Muslim | 02 |
| Sinhala | 03 |
| Tamil | 01 |

- Following school which comes under Muslim category, should be focused where number of students sat are below 10 and pass percentage is less than 50 %.(based on performance of candidates G.C.E (A/L) 2020)

| | Zone | School | Total | Pass% | Cause of failure |
|---|-------------|---|-------|-------|------------------|
| 1 | KATUGASTOTA | ZAHIRA NATIONAL SCHOOL, BULUGAHATENNA, AKURANA. | 2 | 0 | |

4. Biosystem Technology Province wise

| G.C.E.(A/L) Pass %-Bio Systems Technology Stream | | | | | | | | | | | |
|--|---------------|-------|-------------|-------|-------------|-------|-------------|-------|-------------|-------|-------------|
| | Province | 2016 | Island Rank | 2017 | Island Rank | 2018 | Island Rank | 2019 | Island Rank | 2020 | Island Rank |
| 1 | Western | 59.81 | 5 | 60.21 | 6 | 66.75 | 3 | 71.3 | 1 | 71.13 | 3 |
| 2 | Northern | 58.79 | 6 | 65.42 | 4 | 61.82 | 6 | 59.2 | 9 | 66.6 | 8 |
| 3 | Southern | 63.93 | 2 | 70.14 | 1 | 68.49 | 2 | 70.27 | 3 | 68.65 | 5 |
| 4 | Eastern | 61.43 | 4 | 54.84 | 9 | 58.04 | 9 | 66.34 | 6 | 66.79 | 7 |
| 5 | Sabaragamuwa | 63.45 | 3 | 68.04 | 2 | 73.72 | 1 | 68.87 | 5 | 72.55 | 2 |
| 6 | Central | 50.04 | 9 | 57.35 | 7 | 60.19 | 8 | 63.22 | 7 | 68.12 | 6 |
| 7 | North western | 57.85 | 7 | 60.4 | 5 | 63.63 | 5 | 71.3 | 1 | 75.69 | 1 |
| 8 | Uva | 64.8 | 1 | 65.58 | 3 | 65.86 | 4 | 68.95 | 4 | 68.85 | 4 |
| 9 | North Central | 51.85 | 8 | 55.51 | 8 | 60.66 | 7 | 60.99 | 8 | 65.65 | 9 |
| | All Island | 60.16 | | 61.79 | | 64.28 | | 67.45 | | 69.74 | |

Zone wise (2018 -2020)

| Zone | Eligible for University Entrance | | | | | | Increase /decrease from 2018 to 2020 |
|---------------|----------------------------------|------|-------|------|-------|------|--------------------------------------|
| | 2018 | Rank | 2019 | Rank | 2020 | Rank | |
| DENUWARA | 67.92 | 6 | 87.09 | 1 | 70.18 | 9 | 2.26 |
| GALEWELA | | | | | 63.79 | 14 | 63.79 |
| GAMPOLA | 71.43 | 4 | 57.59 | 7 | 85.45 | 4 | 14.02 |
| HANGURANKETHA | | | | | 79.41 | 6 | 79.41 |
| HATTON | | | | | 78.57 | 7 | 78.57 |
| KANDY | 80.50 | 3 | 75.00 | 4 | 82.12 | 5 | 1.62 |
| KATUGASTOTA | 70.42 | 5 | 29.73 | | 69.23 | 10 | -1.19 |
| KOTMALE | | | | | 58.70 | 15 | 58.70 |
| MATALE | 80.86 | 2 | 80.52 | 2 | 93.48 | 1 | 12.62 |
| NAULA | | | 75.50 | 3 | 64.71 | 13 | 64.71 |
| NUWARA ELIYA | | | 53.00 | 9 | 71.09 | 8 | 71.09 |
| TELDENIYA | 45.76 | 7 | 55.74 | 8 | 69.23 | 10 | 23.47 |
| WALAPANE | 35.82 | 8 | 39.61 | 10 | 68.89 | 12 | 33.07 |
| WATHTHEGAMA | | | 66.00 | 6 | 92.16 | 2 | 92.16 |
| WILGAMUWA | 81.81 | 1 | 75.00 | 4 | 85.71 | 3 | 3.90 |

Identified Hotspots

- The following 04 schools have a pass percentage less than 50 % with number of students sat above 10(based on the performance of candidates G.C.E (A/L) 2020)

| | Zone | School | Total | Pass% | Cause of failure |
|---|----------|---|-------|-------|------------------|
| 1 | WALAPANE | RAGALA TAMIL MAHA VIDYALAYA, HALGRANOYA. | 25 | 48 | |
| 2 | KANDY | KINGSWOOD VIDYALAYA, KANDY. | 30 | 46.67 | |
| 3 | | WARIYAPOLA SRI SUMANGALA VIDYALAYA, KANDY. | 18 | 44.44 | |
| 4 | KOTMALE | PUNDULU OYA TAMIL MAHA VIDYALAYA, PUNDUL OYA. | 21 | 38.1 | |

| category | Number of schools |
|----------|-------------------|
| Sinhala | 02 |
| Tamil | 02 |

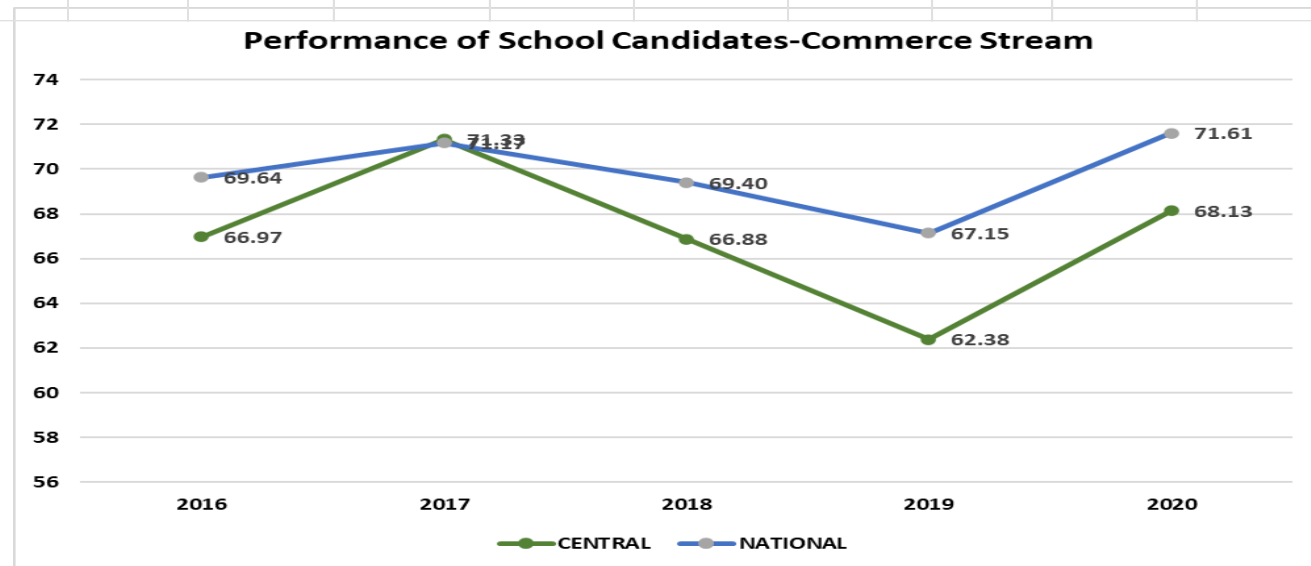
- Following 06 schools have a pass percentage less than 50 % with a number of students sat below 10(based on the performance of candidates G.C.E (A/L) 2020)

| | Zone | School | Total | Pass% | Cause of failure |
|---|-------------|---|-------|-------|------------------|
| 1 | GAMPOLA | HOLY TRINITY COLLEGE, PUSELLAWA. | 4 | 0 | |
| 2 | | ANURUDDHA KUMARA NATIONAL SCHOOL, NAWALAPITIYA. | 3 | 33.33 | |
| 3 | KATUGASTOTA | KANDY ANANDA VIDYALAYA, MEDAWALA, HARISPATTUWA. | 3 | 33.33 | |
| 4 | | GALAGEDARA MADHYA MAHA VIDYALAYA, GALAGEDARA. | 4 | 25 | |
| 5 | HATTON | SRIPADA MADHYA MAHA VIDYALAYA, HATTON. | 7 | 14.29 | |
| 6 | | LAKSHAPANA MADHYA MAHA VIDYALAYA, LAKSHAPANA. | 1 | 0 | |

| category | Number of schools |
|----------|-------------------|
| Sinhala | 05 |
| Tamil | 01 |

5. Commerce Province wise

| G.C.E(A/L) pass %-Commerce Stream | | | | | | | | | | | |
|-----------------------------------|---------------|-------|-------------|-------|-------------|-------|-------------|-------|-------------|-------|-------------|
| | Province | 2016 | Island Rank | 2017 | Island Rank | 2018 | Island Rank | 2019 | Island Rank | 2020 | Island Rank |
| 1 | Western | 70.28 | 3 | 71.68 | 4 | 70.06 | 5 | 69.35 | 3 | 73.52 | 2 |
| 2 | Central | 66.97 | 7 | 71.33 | 5 | 65.71 | 8 | 62.38 | 9 | 68.13 | 7 |
| 3 | Southern | 71.72 | 2 | 69.71 | 7 | 71.13 | 3 | 65.87 | 5 | 71.62 | 3 |
| 4 | Northern | 70.12 | 4 | 72.74 | 3 | 71.47 | 2 | 69.54 | 2 | 68.12 | 8 |
| 5 | Eastern | 66.6 | 8 | 64.66 | 9 | 64.46 | 9 | 66.36 | 4 | 64.11 | 9 |
| 6 | North Western | 68.74 | 6 | 73.53 | 2 | 72.11 | 1 | 72.4 | 1 | 77.23 | 1 |
| 7 | North Central | 69.02 | 5 | 67.06 | 8 | 66.8 | 7 | 65.12 | 6 | 71.15 | 4 |
| 8 | Uva | 65.94 | 9 | 70.26 | 6 | 67.68 | 6 | 62.59 | 8 | 69.6 | 6 |
| 9 | Sabaragamuwa | 73.25 | 1 | 74.97 | 1 | 71.07 | 4 | 63.06 | 7 | 70.99 | 5 |
| | National | 69.64 | | 71.17 | | 69.40 | | 67.15 | | 71.61 | |



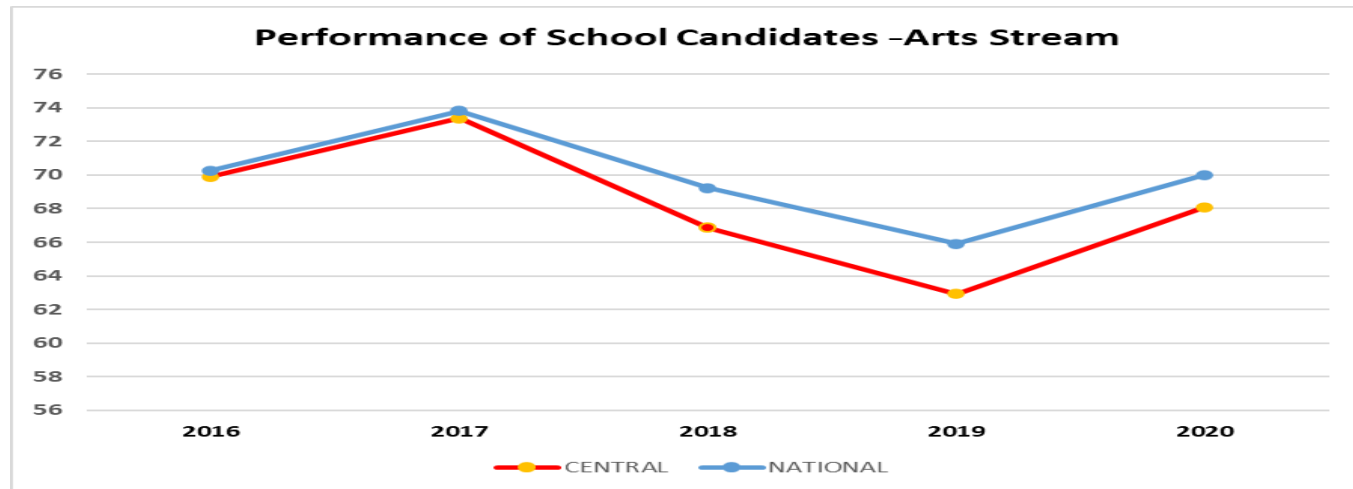
Zone wise (2016 -2020)

| Zone | Eligible for University Entrance | | | | | | Increase /decrease from 2018 to 2020 |
|---------------|----------------------------------|------|-------|------|-------|------|--------------------------------------|
| | 2018 | Rank | 2019 | Rank | 2020 | Rank | |
| DENUWARA | 50.65 | 10 | 46.66 | 9 | 48.41 | 10 | -2.24 |
| GALEWELA | | | | | | | |
| GAMPOLA | 53.43 | 9 | 56.04 | 6 | 53.92 | 6 | 0.48 |
| HANGURANKETHA | 74.29 | 1 | 65.93 | 3 | 61.93 | 4 | -12.36 |
| HATTON | | | | | | | |
| KANDY | 66.90 | 3 | 69.20 | 2 | 72.40 | 1 | 5.50 |
| KATUGASTOTA | 65.54 | 4 | 50.00 | 8 | 51.37 | 9 | -14.17 |
| KOTMALE | | | | | | | |
| MATALE | 59.44 | 5 | 44.44 | 11 | 64.97 | 2 | 5.53 |
| NAULA | 59.00 | 6 | 54.00 | 7 | 52.00 | 8 | -7.00 |
| NUWARA ELIYA | 73.00 | 2 | 73.00 | 1 | | | |
| TEL DENIYA | 56.70 | 7 | 63.83 | 4 | 58.74 | 5 | 2.04 |
| WALAPANE | 45.19 | 11 | 59.55 | 5 | 53.13 | 7 | 7.94 |
| WATHTHEGAMA | | | 46.00 | 10 | | | |
| WILGAMUWA | 54.76 | 8 | 33.33 | 12 | 62.50 | 3 | 7.74 |

6. Arts Stream

Province wise

| G.C.E(A/L) pass %-Arts Stream | | | | | | | | | | | |
|-------------------------------|---------------|-------|-------------|-------|-------------|-------|-------------|-------|-------------|-------|-------------|
| | Province | 2016 | Island Rank | 2017 | Island Rank | 2018 | Island Rank | 2019 | Island Rank | 2020 | Island Rank |
| 1 | Western | 68.17 | 8 | 70.91 | 8 | 67.5 | 7 | 64.62 | 7 | 67.5 | 9 |
| 2 | Central | 69.91 | 6 | 73.39 | 7 | 66.88 | 8 | 62.93 | 8 | 68.08 | 8 |
| 3 | Southern | 70.61 | 4 | 73.69 | 6 | 68.92 | 6 | 62.40 | 9 | 68.65 | 7 |
| 4 | Northern | 68.77 | 7 | 75.55 | 3 | 69.35 | 5 | 71.20 | 1 | 71.31 | 3 |
| 5 | Eastern | 66.8 | 9 | 70.74 | 9 | 65.24 | 9 | 66.35 | 5 | 68.89 | 6 |
| 6 | North Western | 70.15 | 5 | 74.38 | 5 | 71.6 | 2 | 69.46 | 2 | 74.02 | 2 |
| 7 | North Central | 71.27 | 3 | 75.13 | 4 | 71.01 | 3 | 65.83 | 6 | 71.09 | 4 |
| 8 | Uva | 72.24 | 2 | 77.6 | 1 | 70.78 | 4 | 69.01 | 3 | 74.07 | 1 |
| 9 | Sabaragamuwa | 76.32 | 1 | 77.19 | 2 | 74.11 | 1 | 67.02 | 4 | 71.09 | 4 |
| | National | 70.28 | | 73.82 | | 69.24 | | 65.91 | | 70.02 | |



Zone wise (2016 -2020)

| Zone | Eligible for University Entrance | | | | | | Increase /decrease from 2018 to 2020 |
|---------------|----------------------------------|------|-------|------|-------|------|--------------------------------------|
| | 2018 | Rank | 2019 | Rank | 2020 | Rank | |
| DENUWARA | 56.11 | 9 | 58.31 | 9 | 69.11 | 3 | 13.00 |
| GALEWELA | | | | | | | |
| GAMPOLA | 65.66 | 5 | 60.57 | 7 | 64.86 | 6 | -0.80 |
| HANGURANKETHA | 63.64 | 6 | 64.92 | 4 | 59.80 | 8 | -3.84 |
| HATTON | | | | | | | |
| KANDY | 63.00 | 7 | 62.40 | 5 | 65.40 | 5 | 2.40 |
| KATUGASTOTA | 50.52 | 12 | 61.59 | 6 | 57.65 | 10 | 7.13 |
| KOTMALE | | | | | | | |
| MATALE | 54.76 | 11 | 55.56 | 11 | 60.61 | 7 | 5.85 |
| NAULA | 79.00 | 1 | 59.00 | 8 | 72.00 | 2 | -7.00 |
| NUWARA ELIYA | 67.00 | 4 | 70.00 | 2 | | | |
| TEL DENIYA | 60.12 | 8 | 58.05 | 10 | 59.02 | 9 | -1.10 |
| WALAPANE | 70.89 | 3 | 69.82 | 3 | 68.76 | 4 | -2.13 |
| WATHTHEGAMA | 56.00 | 10 | 55.00 | 12 | | | |
| WILGAMUWA | 78.38 | 2 | 72.39 | 1 | 72.75 | 1 | -5.63 |

Identified Hotspots

- Following 9 schools with number of students above 50 show a pass rate below the average performance of the province. (Based on performance of candidates G.C.E (A/L) 2020)

| | Zone | School | Grand Total | pass % | Cause of failure |
|---|-------------|---|-------------|--------|------------------|
| 1 | DENUWARA | K /D.B.WIJETUNGA NATIONAL SCHOOL, MURUTHAGAHAMULA. | 62 | 63.64% | |
| 2 | GALEWELA | MT/WEERA KEPPETIPOLA MADHYA MAHA VIDYALAYA, AKURAMBODA. | 173 | 61.40% | |
| 3 | GAMPOLA | K /ANURUDDHA KUMARA NATIONAL SCHOOL, NAWALAPITIYA. | 80 | 63.27% | |
| 4 | | K /JINARAJA BOYS VIDYALAYA, SINHAPITIYA, GAMPOLA. | 144 | 54.74% | |
| 5 | KANDY | K /BERREWAERTS VIDYALAYA, AMPITIYA. | 95 | 59.65% | |
| 6 | | K /WARIYAPOLA SRI SUMANGALA VIDYALAYA, KANDY. | 239 | 61.95% | |
| 7 | KATUGASTOTA | K /GALAGEDARA MADHYA MAHA VIDYALAYA, GALAGEDARA. | 57 | 55.88% | |
| 8 | MATALE | MT/HINDU NATIONAL SCHOOL, MANDANDAWELA, MATALE. | 65 | 57.69% | |
| 9 | | MT/VIJAYAPALA MAHA VIDYALAYA, HARASGAMA, MATALE. | 88 | 62.90% | |
| | Grand Total | | 1003 | | |

| category | Number of schools |
|----------|-------------------|
| Muslim | 00 |
| Sinhala | 08 |
| Tamil | 01 |

- Following 58 schools show a pass rate below 50% (Based on performance of candidates G.C.E (A/L) 2020)

| | Zone | School | Grand Total | pass % | Cause of failure |
|----|---------------|--|-------------|--------|------------------|
| 1 | DENUWARA | GADALADENIYA MAHA VIDYALAYA, PILIMATALAWA. | 1 | 0.00% | |
| 2 | | NIGRODHAKETHA MAHA PIRIVENA, GELIOYA. | 3 | 50.00% | |
| 3 | | RANGAMA MAHA VIDYALAYA, HANDESSA. | 10 | 50.00% | |
| 4 | | SIRI SUSEELA MAHA PIRIVENA, MALIGATENNA, KADUGANNAWA. | 1 | 0.00% | |
| 5 | | SIRISUMANA VIDYAYATHANA PIRIWENA, POLGAHAMULA, PERADENIYA. | 7 | 40.00% | |
| 6 | GALEWELA | MANINGAMUWA MAHA VIDYALAYA, PALLEPOLA. | 2 | 0.00% | |
| 7 | | NIKAWATAWANA MUSLIM VIDYALAYA, KIBISSA. | 11 | 37.50% | |
| 8 | | WEERA MOHAN JAYAMAHA MAHA VIDYALAYA, DAMBULUGAMA, DAMBULLA. | 31 | 30.43% | |
| 9 | GAMPOLA | GALATHA MAHA VIDYALAYA, YATIYANGALA | 2 | 50.00% | |
| 10 | | NAWALAPITIYA MAHA VIDYALAYA, NAWALAPITIYA. | 4 | 0.00% | |
| 11 | | SIRI MANTHINDARAMA VIDYAYATHANA PIRIVENA NUWARAELIYA ROAD, PUSSELLAWA, | 3 | 0.00% | |
| 12 | | SRI DHAMMARATHNA MAHA PIRIVENA, NAWALAPITIYA. | 2 | 0.00% | |
| 13 | HANGURANKETHA | DEEGALAHINNA MAHA VIDYALAYA, ELAMULLA. | 4 | 0.00% | |
| 14 | | UDAWELA MAHA VIDYALAYA, MANDARAMNUWARA. | 26 | 50.00% | |
| 15 | | VIDYAKARA MAHA VIDYALAYA, PORAMADULLA, RIKILLAGASKADA. | 39 | 50.00% | |
| 16 | HATTON | GANAPATHY TAMIL MAHA VIDYALAYA, NORTON BRIDGE. | 15 | 50.00% | |
| 17 | | SAMANELIYA MAHA VIDYALAYA, MASKELIYA. | 5 | 0.00% | |
| 18 | | SRI SUDARMODAYA PIRIVENA, BADUPOLA, GINIGATHHENA. | 4 | 0.00% | |
| 19 | KANDY | ETULGAMA MAHA VIDYALAYA, ETULGAMA. | 15 | 14.29% | |
| 20 | | LAKPAHANA ADVENTIST SEMINARY & COLLEGE, MAILAPITIYA. | 3 | 0.00% | |
| 21 | | MAILAPITIYA MAHA VIDYALAYA, MAILAPITIYA. | 7 | 50.00% | |
| 22 | | SIVANANDA TAMIL VIDYALAYA, HANTANA ROAD, KANDY. | 7 | 50.00% | |
| 23 | | SRI SARANANDA MAHA PIRIVENA, PERADENIYA. | 14 | 28.57% | |
| 24 | | TALATUOYA TAMIL MAHA VIDYALAYA, TALATUOYA. | 7 | 0.00% | |
| 25 | | VIDYALOKA MAHA PIRIVENA, KETAWALA, LEULLA. | 3 | 0.00% | |
| 26 | | VIDYALOKA MAHA VIDYALAYA, TENNEKUMBURA. | 6 | 25.00% | |
| 27 | | ZAHIRA MAHA VIDYALAYA, KATUGASTOTA. | 9 | 0.00% | |

| | Zone | School | Grand Total | pass % | Cause of failure |
|----|-------------|---|-------------|--------|------------------|
| 28 | KATUGASTOTA | GIRIHAGAMA MAHA VIDYALAYA, KUMBUREGAMA, VIA KANDY. | 3 | 50.00% | |
| 29 | | HALLOLUWA MAHA VIDYALAYA, HALLOLUWA. | 14 | 40.00% | |
| 30 | | MEDAGAMA MAHA VIDYALAYA, POHOLIYADDA, GALAGEDERA. | 4 | 33.33% | |
| 31 | | MOLAGODA SRI PIYADASSI MAHA VIDYALAYA, HARANKAHAWA. | 6 | 50.00% | |
| 32 | | MURUDDENIYA MAHA VIDYALAYA, SANGARAJAPURA. | 4 | 50.00% | |
| 33 | | PEMARATANA MAHA VIDYALAYA, KULUGAMMANA, KANDY. | 9 | 50.00% | |
| 34 | | SRI SADDANANDA MAHA VIDYALAYA, KONKALAGALA, ALAWATHUGODA. | 3 | 0.00% | |
| 35 | | SRI SARANATHA DHARMA VIDYAPEETA PIRIVENA, HALLOLUWA, KANDY, KANDY. | 3 | 50.00% | |
| 36 | | SRI SIDDHARTHODAYA PIRIVENA, MEDAGODA, GALAGEDARA. | 3 | 0.00% | |
| 37 | | VIDUMINA PIRIVEN VIDYAYAHANAYA, MARATHUGODA, VIA KANDY.. | 9 | 42.86% | |
| 38 | KOTMALE | SIVANANDA HINDU VIDYALAYA, PUNDALUOYA. | 7 | 42.86% | |
| 39 | | SRI BUDDHARAJA MAHA VIDYALAYA, NAVA TYSpane, NAWALAPITIYA. | 15 | 42.86% | |
| 40 | MATALE | ALUVIHARE MAHA VIDYALAYA, MATALE. | 7 | 42.86% | |
| 41 | | ANNOOR MUSLIM MAHA VIDYALAYA, WARAKKAMURA, UKUWELA. | 15 | 25.00% | |
| 42 | | LELIAMBE MAHA VIDYALAYA, LELIAMBE. | 17 | 50.00% | |
| 43 | | SHANTHI NIKETHANA PIRIVENA, KAPUKOTUWA, WALAWELA, MATALE | 2 | 50.00% | |
| 44 | | SINHala BAUDDHA VIDYALAYA NO. 9, IRRIGATION MAWATHA, MC ROAD MATALE | 7 | 42.86% | |
| 45 | | SIRI SEEVALI MAHA VIDYALAYA, WERAGAMA, KAIKAWALA. | 7 | 50.00% | |
| 46 | | THENNA MAHA VIDYALAYA, MATALE. | 4 | 33.33% | |
| 47 | | UDALANKA MAHA PIRIVENA, MADAWALA ULPOTA, MATALE. | 1 | 0.00% | |
| 48 | NAULA | KOONGAHAWELA MAHA VIDYALAYA, KOONGAHAWELA. | 4 | 33.33% | |
| 49 | NUWARAEliYA | LINDULA SINHALA MAHA VIDYALAYA, LINDULA. | 5 | 50.00% | |
| 50 | | PAYNTER MEMORIAL VIDYALAYA NUWARA ELIYA. | 20 | 50.00% | |
| 51 | WALAPANE | KOTAMBE MAHA VIDYALAYA, RUPAHA. | 4 | 0.00% | |
| 52 | WATTEGAMA | DHARMALOKA MAHA VIDYALAYA, MENIKHINNA. | 2 | 0.00% | |
| 53 | | KOSGAMA MAHA VIDYALAYA, MADULKELE. | 3 | 50.00% | |
| 54 | | MAHASEN MAHA VIDYALAYA, MEGODAGAMA, KATUGASTOTA. | 8 | 28.57% | |
| 55 | | MENIKHINNA MAHA VIDYALAYA,, MENIKHINNA. | 21 | 25.00% | |
| 56 | | NALANDA BUDDHIST COLLEGE, BUDDHIST CENTER, PALLEKELE. | 7 | 40.00% | |
| 57 | | PARANAGAMA MADHYA MAHA VIDYALAYA, JAMBUGAHAPITIYA. | 19 | 46.67% | |
| 58 | | VIEKANANDA TAMIL MAHA VIDYALAYA, KUNDASALE | 9 | 0.00% | |
| | TOTAL | | 483 | | |

| category | Number of schools |
|----------|-------------------|
| Muslim | 03 |
| Sinhala | 50 |
| Tamil | 05 |

Strategic Plan for Performance Improvement

LONG TERM

- Empowering the management
- Enhancing the teacher capacity on pedagogy and content
- Developing school clusters with students with less number of students

SHORT TERM

- Conduct awareness for stakeholders
- Continue the planned remedial programmes
- Constant monitoring and reporting
- Enhance teacher capacity on pedagogy and content.
- Organizing workshops for subjects with a practical component
- Give facilities for students to nearby schools to cover up missed theory and practical components
- Conducting camps for students who are at risk.